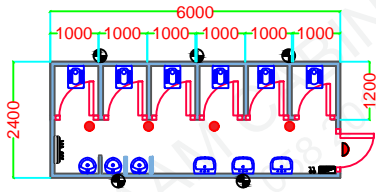
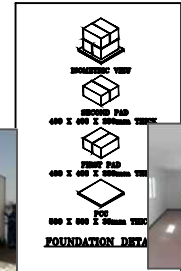
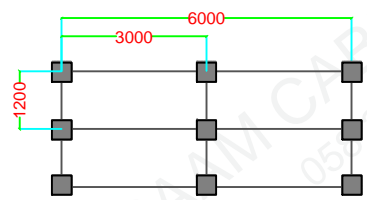


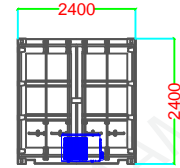
Modified Refurbished Container Toilet cabin size 6 x 2.4 meter Toilet unit with 6 Toilet with all standard electrical/Sanitary fitting including deliver with RTA permission, toll charges, safety vehicle for the cabin. Electrical fitting False ceiling LED light, Distribution board, Exhaust fan, Sanitary fitting, 3 washbasin, 3 Urinals, Note: The Cabin will be just like plug and play, Client only need to give Power/water and drainage connection, (Civil footing and offloading crane client need to arrange at the time of deliver)



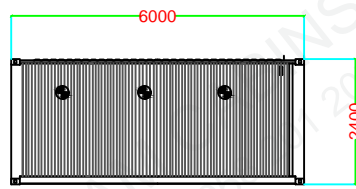
FLOOR PLAN



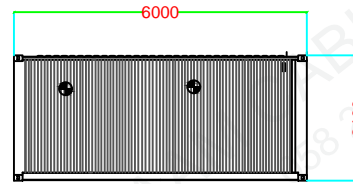
Precast Blocks 40 x 40 x 40



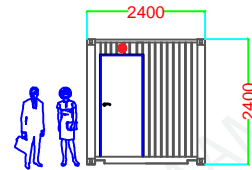
RIGHT ELEVATION



REAR ELEVATION



FRONT ELEVATION



LEFT ELEVATION

LEGENDS

	Window AC
	Exhaust Fan
	False Ceiling LED Light
	Bulk Head Lamp
	13A Switched Socket
	15A Switched Socket
	Distribution Board
	One gang one way switch
	Split AC
	European W/C
	Wash Basin
	Sink
	Window
	Door
	Precast Block
	Water in and out
	Shower
	AC Compressor
	Double Socket with Data Point
	Shower Tray

Drawing Title
SAM- 6 x 2.4 Toilet Container

Drawing by : Sadiq Ali



SAAM CABINS FZE
Direct Number : +971 58 201 2073 | Office : +971 6 714 4832 | Fax : +971 5 714 4801
Post Box : 662
Email : sales@saamcabins.com